

UTTAR BANGA KRISHI VISWAVIDYALAYA

Pundibari, Cooch Behar, West Bengal-736165



ACCOUNT CREATION AND LOGIN ACTIVATION

1. **The entire Admission and Counseling Procedure is ONLINE,**
2. Check the eligibility requirement for the respective degree programme.
3. Visit the university admission portal <https://admissionubkv.in> click the link for Undergraduate Admission.
4. Read all relevant information thoroughly before start of application process.
5. Click 'Account Creation' button for registration, you will be asked to enter your Name Email-id and Username (whatever you like) and Aadhaar no.

Remember: The Email-ID and Mobile number you provide will be used for all further communication related to admission and counselling. The Mobile Number provided MUST NOT have DND activated)

Account Registration

Step 1 of 2

50%

NAME*

FIRST MIDDLE LAST

EMAIL*

ENTER EMAIL CONFIRM EMAIL

USERNAME* AADHAAR NUMBER*


Next


- In the next step you have to register your mobile number. Enter the mobile number, click verify, then an OTP will be sent to your mobile number. You have to put that OTP for complete the verification of your mobile number.

Step 2 of 2

PHONE NUMBER*

Enter your phone number

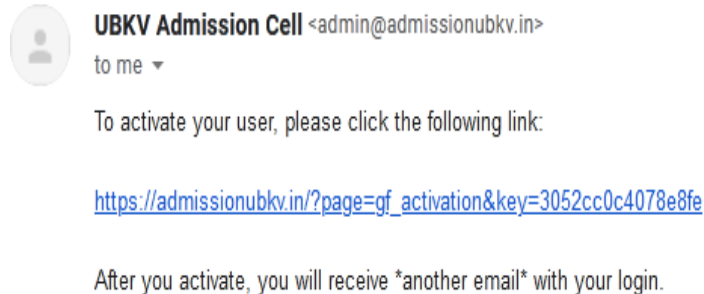
 +91

I'm not a robot  reCAPTCHA
Privacy - Terms

VERIFY

[Previous](#) [Submit](#)

- Upon successful registration, a link (like given below) will be sent to your registered E-Mail ID. Therefore, you must check your e-mail and click the link to activate your account before start applying.



**Click this link as given
in your mail box.**

- After clicking the link your account will be created and you will receive another mail (like given below) with your log in details (User name and password).

